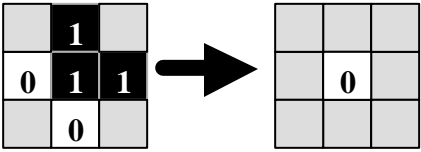




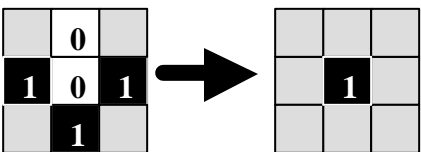


The logic function: B AND NOT A.  
 Case II, A and B both input. 9-cycle animation.

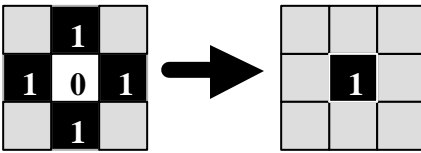
Rule 1.



Rule 2.

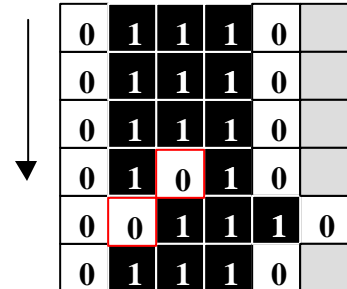


Rule 3.

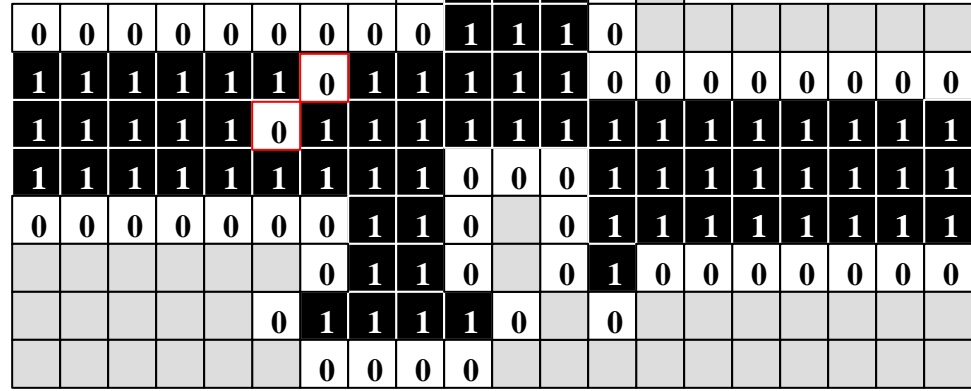


Cycle 1

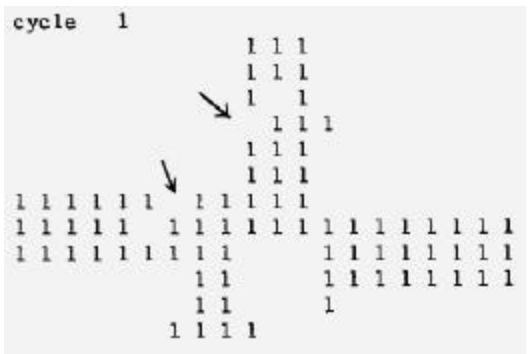
A



B



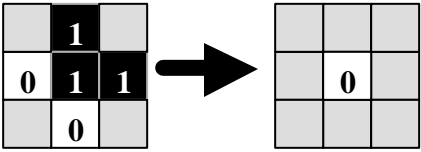
output wire



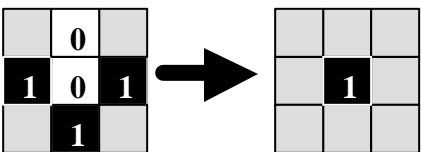


The logic function:  $B \text{ AND NOT } A$ .  
 Case II, A and B both input. 9-cycle animation.

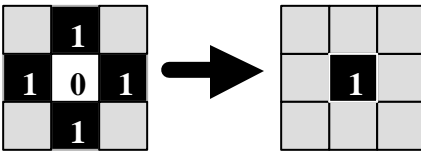
Rule 1.



Rule 2.

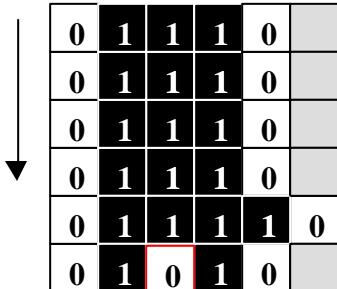


Rule 3.

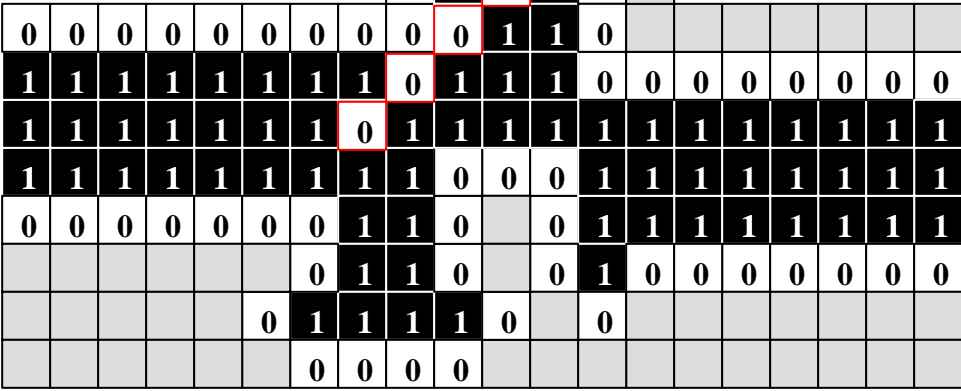


Cycle 3

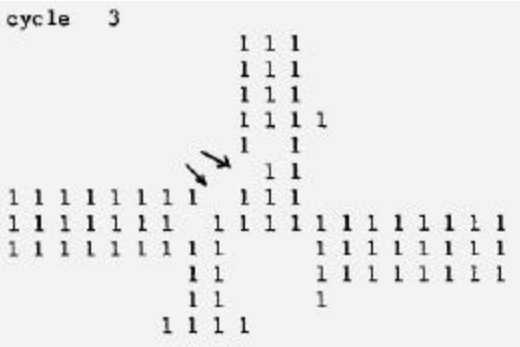
A



B



output wire

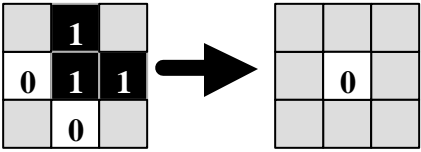




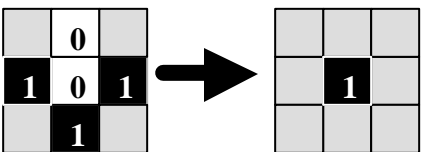


The logic function: B AND NOT A.  
 Case II, A and B both input. 9-cycle animation.

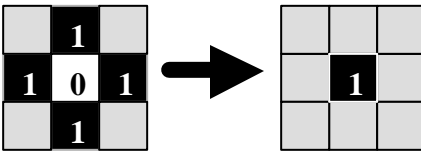
Rule 1.



Rule 2.

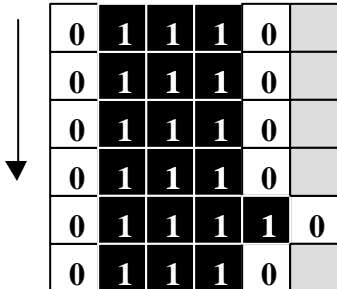


Rule 3.

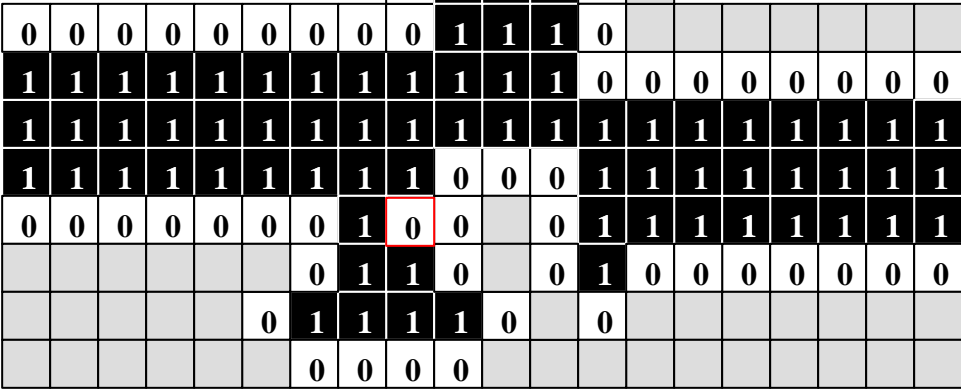


Cycle 6

A



B



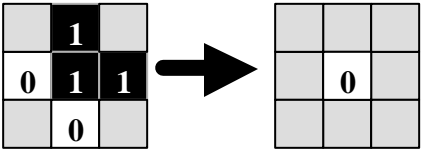
output wire

```

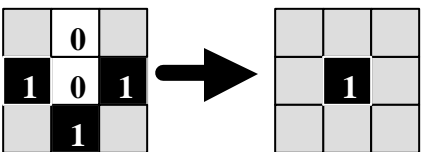
cycle 6
      1 1 1
      1 1 1
      1 1 1
      1 1 1 1
      1 1 1
      1 1 1
      1 1 1
1 1 1 1 1 1 1 1 1 1 1 1 1 1 1 1 1 1 1 1
1 1 1 1 1 1 1 1 1 1 1 1 1 1 1 1 1 1 1 1
1 1 1 1 1 1 1 1 1 1 1 1 1 1 1 1 1 1 1 1
      1 ← 1 1 1 1 1 1 1 1
      1 1
      1 1 1 1
  
```

The logic function: B AND NOT A.  
 Case II, A and B both input. 9-cycle animation.

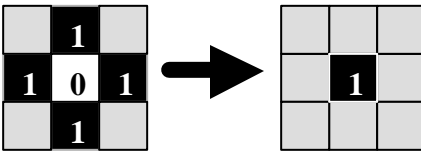
Rule 1.



Rule 2.

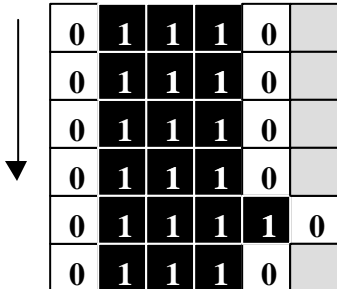


Rule 3.

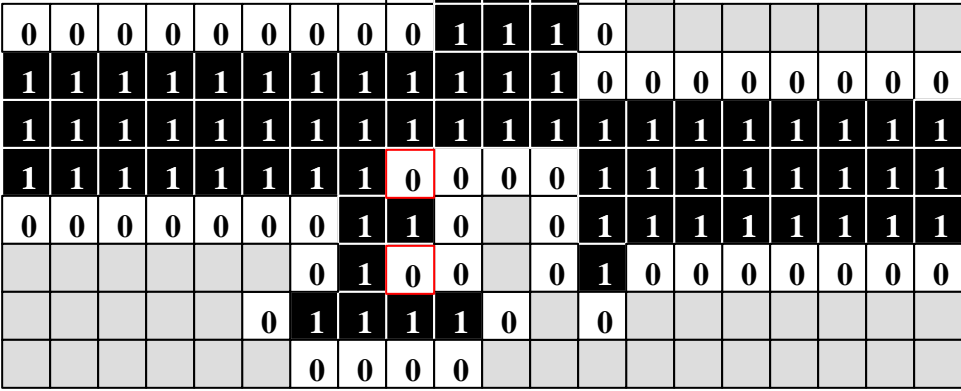


Cycle 7

A



B



output wire

```

cycle 7
      1 1 1
      1 1 1
      1 1 1
      1 1 1 1
      1 1 1
      1 1 1
      1 1 1
1 1 1 1 1 1 1 1 1 1 1 1 1 1 1 1 1 1 1 1
1 1 1 1 1 1 1 1 1 1 1 1 1 1 1 1 1 1 1 1
1 1 1 1 1 1 1 1 1 1 1 1 1 1 1 1 1 1 1 1
      1 1 1 1 1 1 1 1 1 1
      1 1 1 1 1 1 1 1
      1 1 1 1 1 1 1 1
      1 1 1 1 1 1 1 1
  
```

